




GATE LOCKING BOLT



SPECIFICATION
SHEET

/ GLB

-  This gatelock has a strong deadbolt which moves 53mm (2-1/8") with one turn of the key.
-  It is keyed both sides and is manufactured from all **stainless steel**! Two sizes of eurocylinder and keyed alike available.
-  Weld-in lock plates available separately.

PRODUCT DETAILS

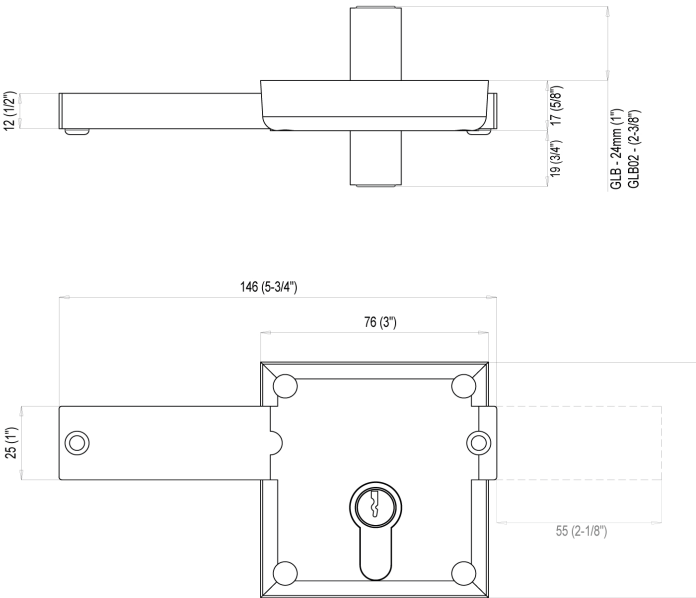
Product code:	Description:
GLB	Eurocylinder extends 24mm (1")
GLBKA	Eurocylinder extends 24mm (1"), keyed alike
GLB02	Eurocylinder extends 60mm (2-3/8")
GLB02KA	Eurocylinder extends 60mm (2-3/8"), keyed alike
Material:	Stainless steel.
Also:	Keyed alike option available. Two eurocylinder sizes to choose from.

Suitable for left and right handed gates. Includes keep plate, 3 keys, cylinder escutcheon and stainless steel screws.



INSTALLATION

1. Mark the fixing holes for the lock on the inside of the gate, at a comfortable and accessible height.
2. Fix the lock in position with screws of your choice, ensuring that the lock is straight and level.
3. Line the keep plate up with the bolt in the locked position and screw the keep to the post or frame.
4. Test to ensure the lock is running smoothly.
5. **MAINTENANCE** Lubricate with oil periodically.



VISIT [GATEMASTERLOCKS.COM](https://www.gatemasterlocks.com) FOR MORE INFORMATION

